



**NEW**



**HARDOX**  
WEAR PLATE



**HARDOX**  
IN MY BODY

		CS 03R	CS 05R	CS 07RS	CS 12RS	CS 20RS	CS 25RS
kg	kg.	300	450	875	1180	1650	2350
A	mm.	265	340	405	475	535	570
B	mm.	230	320	370	385	445	505
C	mm.	380	460	570	570	715	715
L	mm.	1330	1725	2180	2300	2660	2950
X	t.	95	125	215	225	250	420
Y	t.	45	50	90	95	110	180
Z	t.	25	30	50	55	60	100
♀	bar	220	250	310	310	310	310
♂	l/min.	80 / 100	80 / 150	100 / 150	150 / 250	180 / 250	200 / 300
♀	max bar	120	120	140	140	140	140
♂	max l/min.	5	10	10	10	10	10
♂		/	/	/	/	/	/

# CESOIA MARILYN

# Serie CS

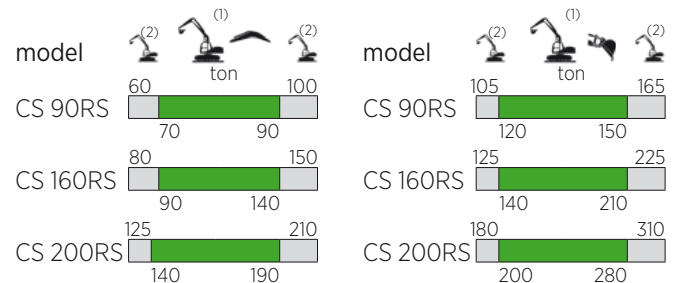
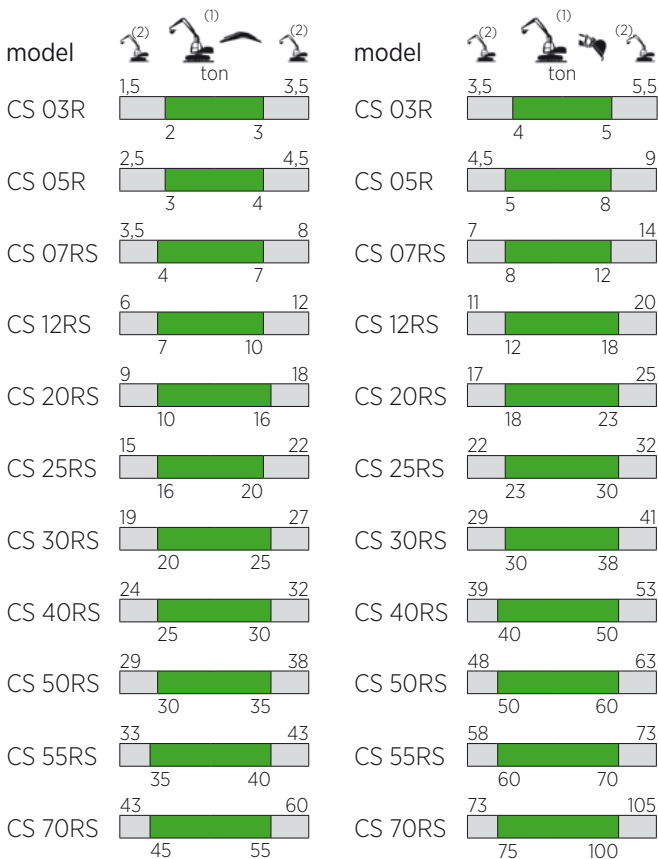
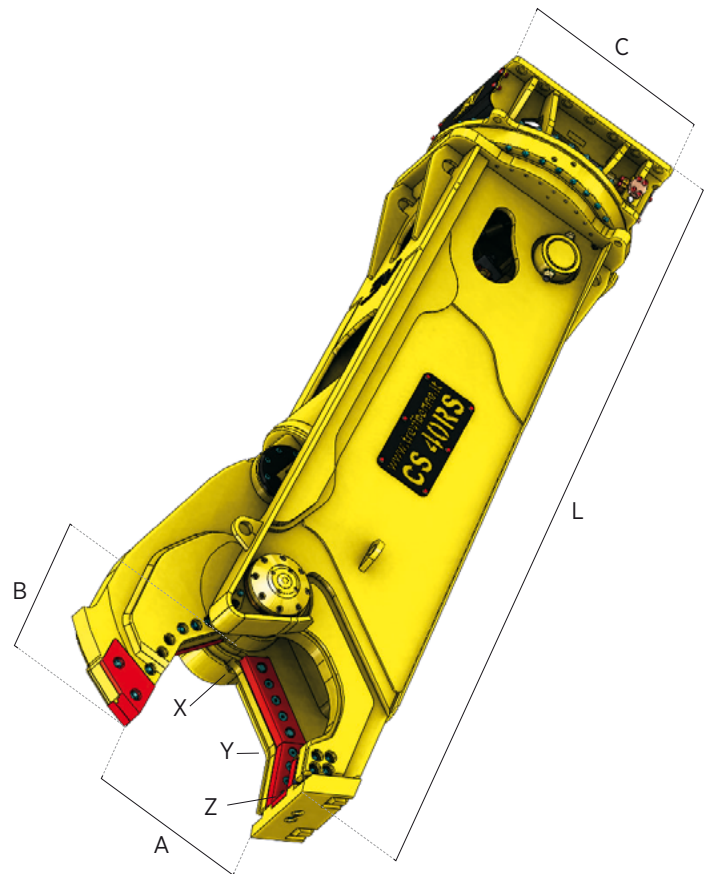
MARILYN SHEAR

CISAILLE MARILYN

CIZALLA PARA HIERRO MARILYN

METALLSCHERE MARILYN

TESOURA PARA FERRO



**■** (1) Accoppiamento escavatore-attrezzatura ottimale / Optimum excavator-equipment combination / Couplage pelle-équipement optimal  
 Acoplamiento excavadora-implemento optimal / Optimale Bagger-Ausrüstung Kombination / Combinação máquina-implemento ideal

**■** (2) Accoppiamento escavatore-attrezzatura possibile / Possible excavator-equipment combination / Couplage pelle-équipement possible  
 Acoplamiento excavadora-implemento posible / Mögliche Bagger-Ausrüstung Kombination / Combinação máquina-implemento possível



		CS 30RS	CS 40RS	CS 50RS	CS 55RS	CS 70RS	CS 90RS	CS 160RS	CS 200RS
	kg.	2900	4030	4750	5900	7180	10200	16500	19160
A	mm.	615	660	725	780	845	920	1100	1180
B	mm.	545	610	675	690	710	780	1080	1130
C	mm.	715	865	865	1000	1100	1200	1325	1750
L	mm.	3130	3420	3660	3905	4190	4400	5440	5580
X	t.	550	600	690	700	815	1075	1495	1540
Y	t.	230	270	285	290	375	480	610	690
Z	t.	125	145	153	160	205	265	330	350
	bar	340	340	340	340	340	340	340	340
	l/min.	200 / 300	300 / 400	350 / 450	400 / 500	450 / 600	500 / 800	800 / 1000	900 / 1200
	max bar	140	140	140	140	140	140	250	140
	max l/min.	10	10	10	30	30	50	50	50
		/	/	✓	✓	✓	✓	✓	✓