

		Kit HC						Kit FR						Kit CS					
		MF 05	MF 15	MF 18	MF 25	MF 40	MF 60	MF 05	MF 15	MF 18	MF 25	MF 40	MF 60	MF 05	MF 15	MF 18	MF 25	MF 40	MF 60
kg		160	340	590	720	1420	1650	230	430	620	840	1510	1810	185	390	480	680	1080	1490
A	mm.	570	690	780	940	1080	1350	570	630	710	870	980	1100	225	360	475	570	630	740
B	mm.	435	525	580	690	770	880	435	490	570	660	710	820	210	270	360	460	750	860
C	mm.	50	60	80	90	140	200	200	260	200	280	340	420	50	80	90	90	90	100
D	mm.	50	60	80	90	140	200	330	400	320	440	520	600	155	240	265	280	330	350
	mm.	140	180	220	220	260	260	140	180	220	220	260	260	120	150	200	260	390	440
X	t.	85	110	120	155	310	530	85	110	120	155	310	530	60	85	110	110	280	490
Y	t.	35	50	55	60	95	125	35	50	55	60	95	125	25	50	65	70	90	115
∅ max	mm.	25	25	30	40	50	60	20	25	30	40	50	60	25	30	40	60	70	90
IPN max	mm.	/	/	/	/	/	/	/	/	/	/	/	/	120	165	220	360	400	500
HEA max	mm.	/	/	/	/	/	/	/	/	/	/	/	/	/	75	100	200	260	320
max	mm.	/	/	/	/	/	/	/	/	/	/	/	/	/	/	/	/	/	/

FRANTUMATORE UNIVERSALE

Serie MF

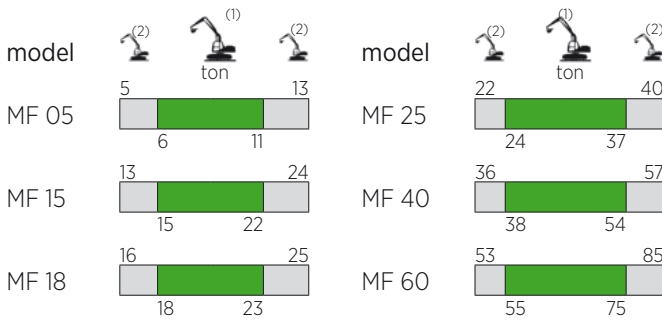
UNIVERSAL PROCESSOR

BROYEUR UNIVERSEL

MULTIFUNCIÓN UNIVERSAL

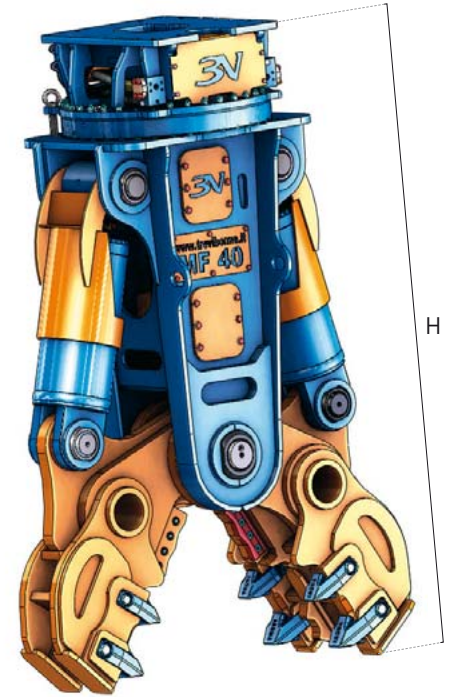
UNIVERSALGERÄT MULTI FUNKTION

PROCESSADOR MULTIFUNÇÕES

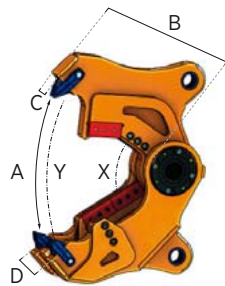


(1) Accoppiamento escavatore-attrezzatura ottimale / Optimum excavator-equipment combination
 Couplage pelle-équipement optimal / Acoplamiento excavadora-implemento optimal
 Optimale Bagger-Ausrüstung Kombination / Combinação máquina-implemento ideal

(2) Accoppiamento escavatore-attrezzatura possibile / Possible excavator-equipment combination
 Couplage pelle-équipement possible / Acoplamiento excavadora-implemento possible
 Mögliche Bagger-Ausrüstung Kombination / Combinação máquina-implemento possível



		MF 05	MF 15	MF 18	MF 25	MF 40	MF 60
	kg.	530	980	1420	1680	2650	3680
H	mm.	1500 ~	1800 ~	2000 ~	2300 ~	2600 ~	3000 ~
	bar	250	310	310	310	310	340
	l/min.	80 / 250	150 / 250	200 / 300	250 / 350	300 / 400	400 / 600
	bar	120	140	140	140	140	140
	l/min.	10	10	10	10	10	10
		/	/	/	/	/	✓



		Kit CB						Kit CL						Kit MV					
		MF 05	MF 15	MF 18	MF 25	MF 40	MF 60	MF 05	MF 15	MF 18	MF 25	MF 40	MF 60	MF 05	MF 15	MF 18	MF 25	MF 40	MF 60
	kg.	205	415	550	750	1340	1690	295	545	710	805	1290	1860	330	680	1060	1260	1530	2310
A	mm.	560	620	760	865	950	1230	80	120	150	150	200	250	820	1160	1350	2020	2160	2430
B	mm.	380	430	570	675	750	920	185	255	340	390	480	550	710	1170	1270	1000	1350	1510
C	mm.	50	60	70	90	100	120	50	70	80	80	90	110	260	370	400	540	660	810
D	mm.	160	210	235	250	330	370	205	270	300	300	350	350	420	600	650	820	990	1210
	mm.	180	260	350	400	450	540	160	225	300	350	400	450	/	/	/	/	/	/
X	t.	60	85	115	140	300	595	60	85	115	130	280	480	/	/	/	/	/	/
Y	t.	20	40	55	60	90	120	25	65	85	100	135	150	10	20	25	35	50	60
Ø max	mm.	25	30	35	50	60	70	/	/	/	/	/	/	/	/	/	/	/	/
	mm.	/	/	/	/	/	/	/	/	/	/	/	/	/	/	/	/	/	/
	mm.	/	/	/	/	/	/	/	/	/	/	/	/	/	/	/	/	/	/
	mm.	/	/	/	/	/	/	5	8	10	12	14	20	/	/	/	/	/	/